














LINK Lighting & Controls LED Tube Light Quotation Sheet

No.	Picture	Product description	Dimension	CCT	LED amount	Lumen	Illuminance (1m/2m/2.5m)	Voltage	Watts	Fixture material	
LED tube with exterior driver											
1		LED T8 tube 1200 280 SMDs with exterior driver	T8*1.2M	W.W. (3700-4300K) C.W. (6300-6800K)	SMD3528/280 (Unity patent)	1700Lm	CW:175/64/43Lux	DC24V	18W	Aluminum+ clear PC/frosted PC	\$79.06
2		LED T8 tube 1200 280 SMDs with exterior driver	T8*1.2M	W.W. (3700-4300K) C.W. (6300-6800K)	SMD3528/280 (CREE patent)	1700Lm	CW:292/102/71Lux	DC24V	18W	Aluminum+ clear PC/frosted PC	\$142.02
3		LED T8 tube 1500 420 LEDs with exterior driver	T8*1.5M	W.W. (3700-4300K) C.W. (6300-6800K)	SMD3528/420 (Unity patent)		WW:350/97/62Lux W: 390/120/71Lux CW:385/103/66Lux	DC24V	10W	Aluminum+ clear PC/frosted PC	\$105.42
4		LED T8 tube 1500 276 LEDs with exterior driver	T8*1.5M	W.W. (3700-4300K) C.W. (6300-6800K)	SMD3528/280 (CREE patent)		WW:590/170/110Lux W:350/234/157Lux CW:615/201/135Lux	DC24V	15W	Aluminum+ clear PC/frosted PC	\$190.34
5		LED T10 tube 1200 276 LEDs with exterior driver, Taiwan chips	T10*1.2M	W.W. (3700-4300K) C.W. (6300-6800K)	TR10 couple chips DIP276		WW:350/107/62Lux W:430/135/81Lux CW:400/125/78Lux	DC24V	15W	Aluminum+ clear PC/frosted PC	\$76.13
6		LED T10 tube 1200 342 LEDs with exterior driver, Taiwan chips	T10*1.2M	W.W. (3700-4300K) C.W. (6300-6800K)	TR10 couple chips DIP342	1400Lm	WW:680/205/120Lux W:720/280/135Lux CW:705/268/127Lux	DC24V	22W	Aluminum+ clear PC/frosted PC	\$93.70
7		LED T10 tube 1500 420 LEDs with exterior driver	T10*1.5M	W.W. (3700-4300K) C.W. (6300-6800K)	TR10 couple chips DIP420	1800Lm	WW:430/134/89Lux W:563/201/143Lux CW:547/171/103Lux	DC24V	25W	Aluminum+ clear PC/frosted PC	\$102.49

No.	Picture	Product description	Dimension	CCT	LED amount	Lumen	Illuminance (1m/2m/2.5m)	Voltage	Watts	Fixture material	
LED tube with interior driver											
1		LED T8 tube 600 30SMDs with interior driver	T8*0.6M	W.W. (3700-4300K) C.W. (6300-6800K)	Korea chips SMD5050/30	650Lm	40Lux/3M	AC110-130V AC200-240V	10W	PC	\$58.57
2		LED T10 tube 600 168 LEDs with interior driver	T10*0.6M	W.W. (3700-4300K) C.W. (6300-6800K)	TR10 couple chips DIP168	720Lm	WW:240/68/42Lux W:305/87/69Lux CW:280/78/57Lux	AC110-130V AC200-240V	10W	PC	\$45.39
3		LED T8 tube 1200 60 SMDs with interior driver	T8*1.2M	W.W. (3700-4300K) C.W. (6300-6800K)	Korea chips SMD5050/60	1300Lm	70Lux/3M	AC110-130V AC200-240V	20W	PC	\$73.21
4		LED T10 tube 1200 276 LEDs with interior driver	T10*1.2M	W.W. (3700-4300K) C.W. (6300-6800K)	TR10 couple chips DIP276	WW:814Lm CW:1151Lm	WW:350/107/62Lux W:430/135/81Lux CW:400/125/78Lux	AC110-130V AC200-240V	15W	PC	\$64.42
5		LED T10 tube 1200 342 LEDs with interior driver	T10*1.2M	W.W. (3700-4300K) C.W. (6300-6800K)	TR10 couple chips DIP342	1400Lm	WW:295/106/65.4Lux W:405/131.5/97.8Lux CW:395/123/87Lux	AC110-130V AC200-240V	22W	PC	\$77.60
6		LED T10 tube 1500 420 LEDs with interior driver	T10*1.5M	W.W. (3700-4300K) C.W. (6300-6800K)	TR10 couple chips DIP420	1800Lm	WW:465/153/92Lux W:574/205/145Lux CW:563/198/107Lux	AC110-130V AC200-240V	25W	PC	\$105.42

Terms and conditions:

1. Unit price: the price based on 100 ~ 1,000pcs, FOB Minneapolis, MN
2. Payment terms: 50% deposit, balance on delivery
3. Packing: White box.
4. Minimum production MOQ: 100 pcs.
5. Sample MOQ: 2 pcs.
6. Delivery: Quantity production: 40 working days; Samples: 14 working days.